

ONE Service ●

YOUR
NUMBER
ONE
SHIPPING
PARTNER

2025 EAST-WEST SERVICE

via Cape of Good Hope (CoGH) - Effective from February 2025



ONE
OCEAN NETWORK EXPRESS

AS ONE, WE CAN.

TABLE OF CONTENTS

- Asia – North Europe (via CoGH)
- Asia – Mediterranean (via CoGH)
- Asia – Pacific Southwest
- Asia – Pacific Northwest
- Asia – East Coast North America (via CoGH)



ONE Service

Asia - North Europe Service (via CoGH)

FP1	FP2	FE3	FE4	FE5	FE6	IOX
Shimizu	Tokyo	Qingdao	Shanghai	Qingdao	Ningbo	Karachi
Kobe	Kobe	Pusan	Ningbo	Pusan	Shanghai	Hazira
Nagoya	Shanghai	Shanghai	Kaohsiung	Ningbo	Xiamen	Mundra
Tokyo	Ningbo	Xiamen	Yantian	Shanghai	Singapore	Nhava Sheva
Singapore	Yantian	Singapore	Cai Mep	Yantian	Le Havre	Colombo
Rotterdam	Singapore	Algeciras	Singapore	Singapore	Rotterdam	London Gateway
Hamburg	Southampton	Rotterdam	Rotterdam	Antwerp	Hamburg	Rotterdam
Le Havre	Antwerp	Hamburg	Hamburg	Hamburg	Antwerp	Hamburg
Singapore	Singapore	Southampton	Le Havre	Rotterdam	Port Kelang	Antwerp
Kobe	Laem Chabang	Singapore	Algeciras	Antwerp	Singapore	Karachi
Nagoya	Cai Mep	Yantian	Singapore	Le Havre	Laem Chabang	
Tokyo	Haiphong	Qingdao	Kaohsiung	London Gateway	Cai Mep	
	Yantian		Shanghai	Yantian		
				Qingdao		

FP1: Far East Pacific 1
FP2: Far East Pacific 2

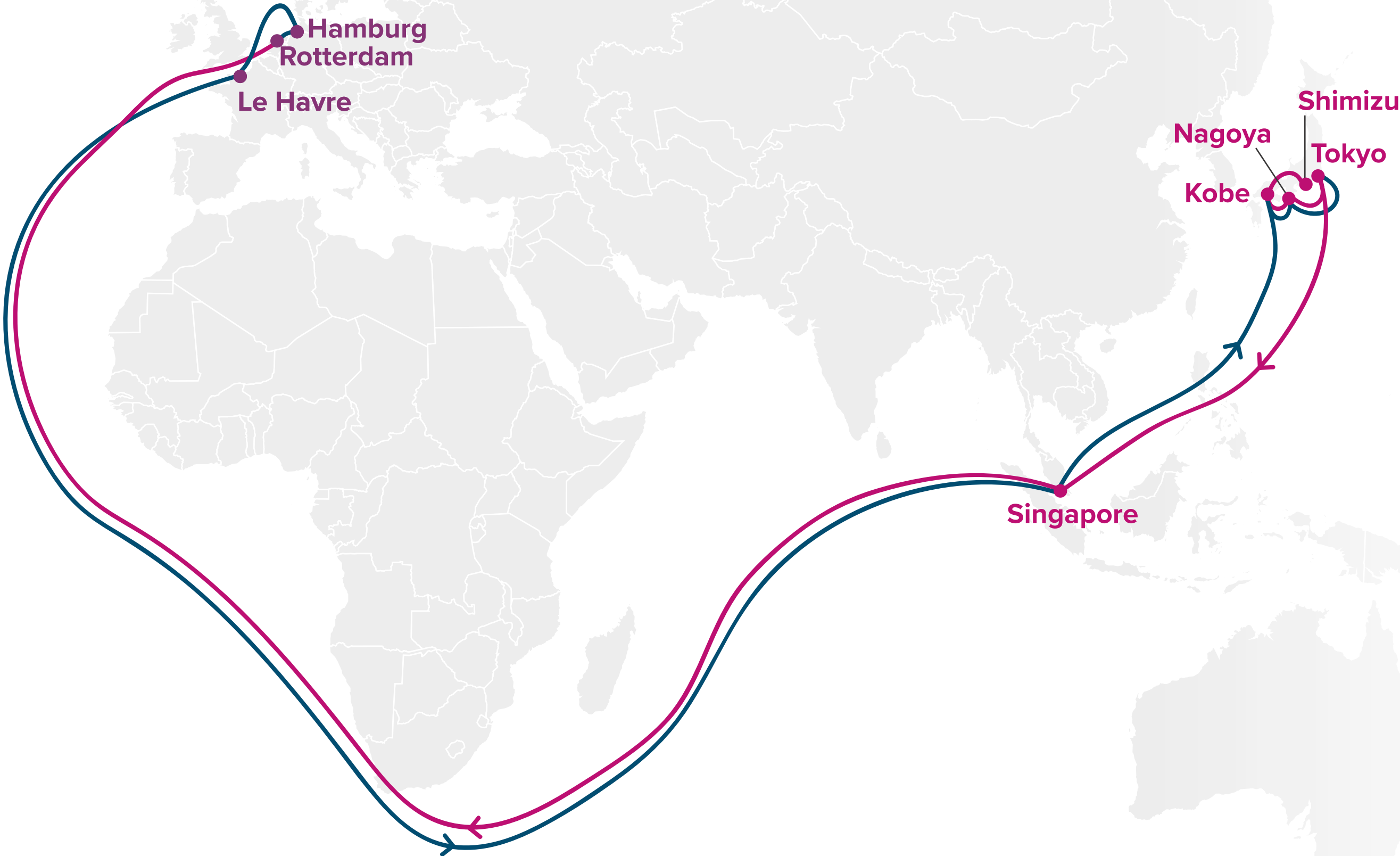
FE3: Far East -Europe 3
FE4: Far East -Europe 4

FE5: Far East -Europe 5
FE6: Far East -Europe 6

IOX: Indian Ocean Express

7 choices of services that provide extensive coverage of key ports to meet your direct connection needs across Asia and Europe.





EASTBOUND
WESTBOUND

Key Service Strength

- Dedicated Japan service that connects Northern Europe
- Covering major Japan ports, like Tokyo, Nagoya and Kobe but also unique port, such as Shimizu

Port Rotation

(Terminals are subject to change)

ORIGIN	CODE	ETA	ETD	TERMINAL
SHIMIZU	SMZ	TBD	TBD	TO BE DETERMINED (TBD)
KOBE	UKB	-	-	-
NAGOYA	NGO	-	-	-
TOKYO	TYO	-	-	-
SINGAPORE	SIN	-	-	-
ROTTERDAM	RTM	-	-	-
HAMBURG	HAM	-	-	-
LE HAVRE	LEH	-	-	-
SINGAPORE	SIN	-	-	-
KOBE	UKB	-	-	-
NAGOYA	NGO	-	-	-
TOKYO	TYO	-	-	-

Transit Time

W/B	RTM	HAM	LEH	E/B	SIN	UKB	NGO	TYO
SMZ	44	47	51	RTM	39	48	51	54
UKB	42	45	49	HAM	36	45	48	51
NGO	40	43	47	LEH	32	41	44	47
TYO	38	41	45					
SIN	30	33	37					



EASTBOUND →
WESTBOUND ←

Key Service Strength

- Calling major Japan ports with China port coverage
- Express connection to the UK
- Direct Thailand / Vietnam (Cai Mep / Haiphong) connection from North Europe

Port Rotation

(Terminals are subject to change)

ORIGIN	CODE	ETA	ETD	TERMINAL
TOKYO	TYO	TBD	TBD	TO BE DETERMINED (TBD)
KOBE	UKB	-	-	-
SHANGHAI	SHA	-	-	-
NINGBO	NGB	-	-	-
YANTIAN	YTN	-	-	-
SINGAPORE	SIN	-	-	-
SOUTHAMPTON	SOU	-	-	-
ANTWERP	ANR	-	-	-
SINGAPORE	SIN	-	-	-
LAEM CHABANG	LCH	-	-	-
CAI MEP	CMP	-	-	-
HAIPHONG	HPH	-	-	-
YANTIAN	YTN	-	-	-

Transit Time

W/B	SOU	ANR	E/B	SIN	LCH	CMP	HPH	YTN
TYO	48	54	SOU	39	44	48	52	55
UKB	46	52	ANR	35	40	44	48	51
SHA	40	46						
NGB	38	44						
YTN	35	41						
SIN	29	35						

Key Service Strength

Express service connecting China / South Korea and North Europe

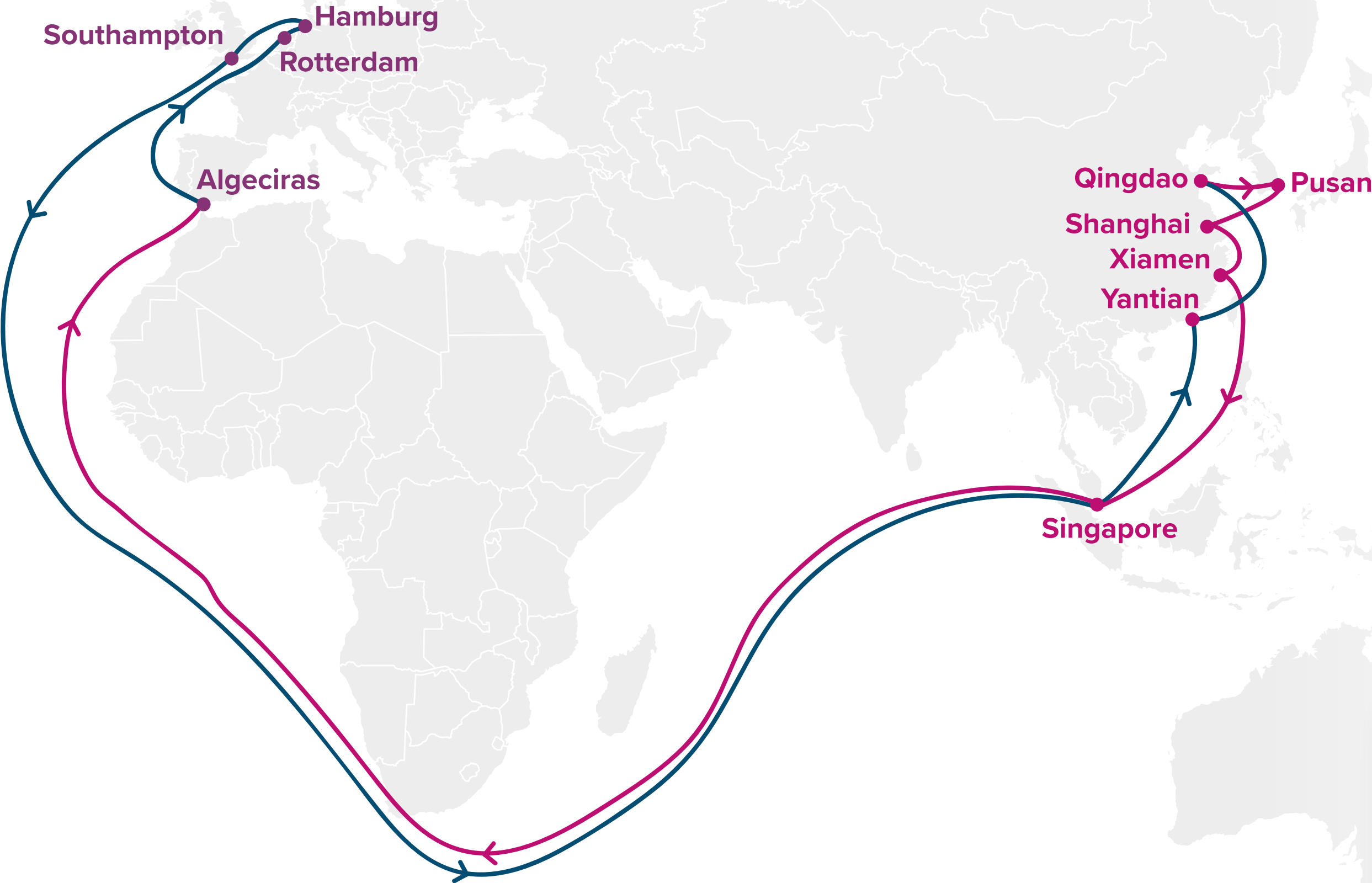
Port Rotation

(Terminals are subject to change)

ORIGIN	CODE	ETA	ETD	TERMINAL
QINGDAO	TAO	TBD	TBD	TO BE DETERMINED (TBD)
PUSAN	PUS	-	-	-
SHANGHAI	SHA	-	-	-
XIAMEN	XMN	-	-	-
SINGAPORE	SIN	-	-	-
ALGECIRAS	ALG	-	-	-
ROTTERDAM	RTM	-	-	-
HAMBURG	HAM	-	-	-
SOUTHAMPTON	SOU	-	-	-
SINGAPORE	SIN	-	-	-
YANTIAN	YTN	-	-	-
QINGDAO	TAO	-	-	-

Transit Time

W/B	ALG	RTM	HAM	SOU	E/B	SIN	YTN	TAO	PUS	SHA	XMN
TAO	43	47	52	57	RTM	41	47	52	56	59	62
PUS	40	44	49	54	HAM	37	43	48	52	55	58
SHA	36	40	45	50	SOU	33	39	44	48	51	54
XMN	34	38	43	48							
SIN	27	31	36	41							





EASTBOUND
WESTBOUND

Key Service Strength

- Direct connection from China and Southeast Asia to Northern Europe
- Express service from France to Asia major ports

Port Rotation

(Terminals are subject to change)

ORIGIN	CODE	ETA	ETD	TERMINAL
SHANGHAI	SHA	TBD	TBD	TO BE DETERMINED (TBD)
NINGBO	NGB	-	-	-
KAOHSIUNG	KHH	-	-	-
YANTIAN	YTN	-	-	-
CAI MEP	CMP	-	-	-
SINGAPORE	SIN	-	-	-
ROTTERDAM	RTM	-	-	-
HAMBURG	HAM	-	-	-
LE HAVRE	LEH	-	-	-
ALGECIRAS	ALG	-	-	-
SINGAPORE	SIN	-	-	-
KAOHSIUNG	KHH	-	-	-
SHANGHAI	SHA	-	-	-

Transit Time

W/B	RTM	HAM	SOU	E/B	SIN	KHH	SHA	NGB	YTN	CMP
SHA	45	49	55	RTM	46	53	56	58	63	67
NGB	42	46	52	HAM	41	48	51	53	58	62
KHH	40	44	50	LEH	36	43	46	48	53	57
YTN	38	42	48	ALG	30	37	40	42	47	51
CMP	33	37	43							
SIN	30	34	40							

Key Service Strength

- Express service to Antwerp
- Express service from UK to China/South Korea

Port Rotation

(Terminals are subject to change)

ORIGIN	CODE	ETA	ETD	TERMINAL
QINGDAO	TAO	TBD	TBD	TO BE DETERMINED (TBD)
PUSAN	PUS	-	-	-
NINGBO	NGB	-	-	-
SHANGHAI	SHA	-	-	-
YANTIAN	YTN	-	-	-
SINGAPORE	SIN	-	-	-
ANTWERP	ANR	-	-	-
HAMBURG	HAM	-	-	-
ROTTERDAM	RTM	-	-	-
ANTWERP	ANR	-	-	-
LE HAVRE	LEH	-	-	-
LONDON GATEWAY	LGP	-	-	-
YANTIAN	YTN	-	-	-
QINGDAO	TAO	-	-	-

Transit Time

W/B	ANR	HAM	RTM	LEH	LGP	E/B	YTN	TAO	PUS	NGB	SHA
TAO	50	54	59	64	66	HAM	55	59	62	66	69
PUS	47	51	56	61	63	RTM	51	55	59	62	66
NGB	43	47	52	58	59	ANR	49	53	56	60	63
SHA	40	44	49	54	56	LEH	47	51	54	58	61
YTN	36	40	45	50	52	LGP	45	49	52	56	59
SIN	30	35	39	45	47						



Key Service Strength

- Express China service to Le Havre
- Comprehensive coverage of ports across Northern Europe
- Direct access to Port Kelang and Southeast Asia major ports

Port Rotation

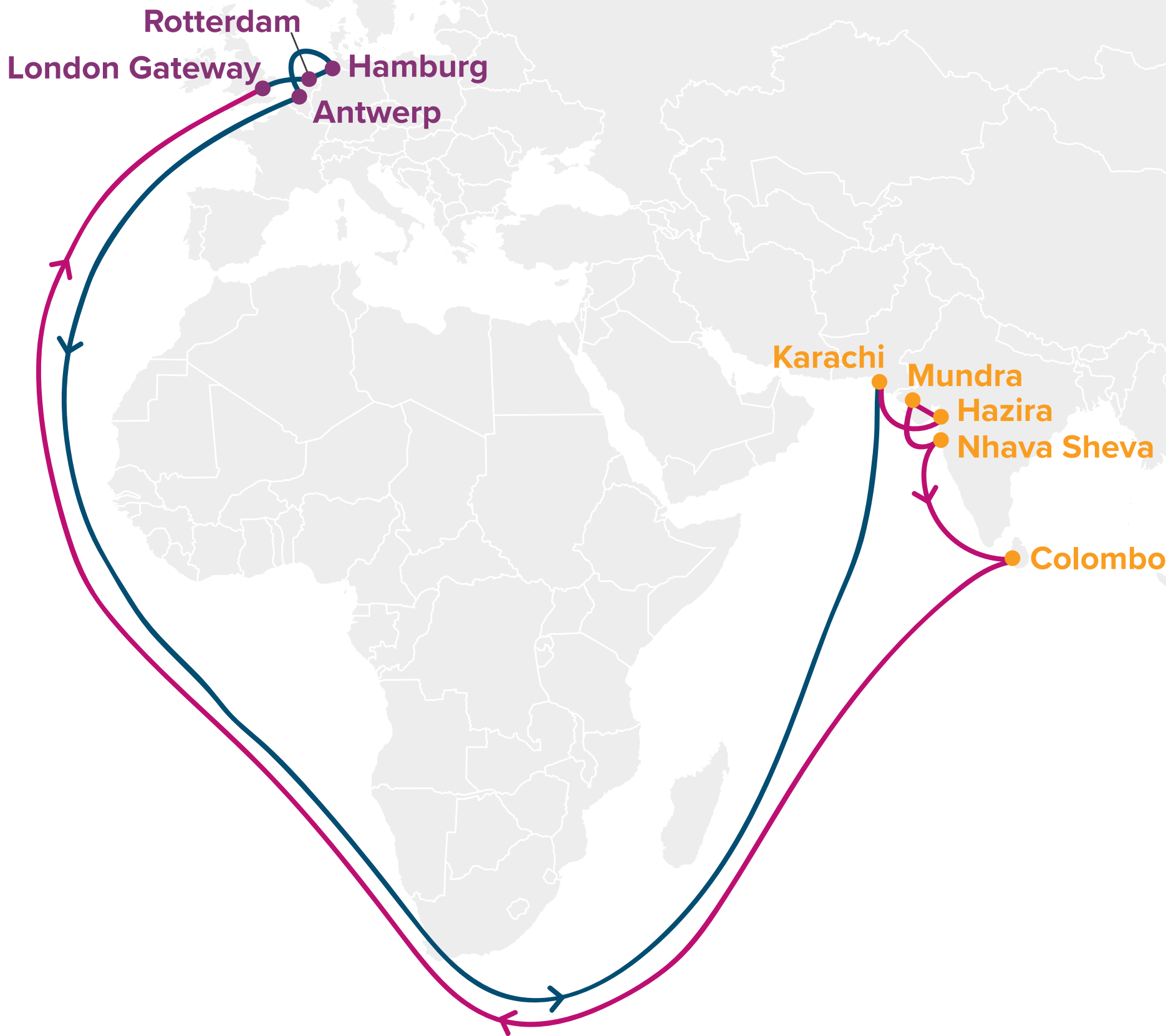
(Terminals are subject to change)

ORIGIN	CODE	ETA	ETD	TERMINAL
NINGBO	NGB	TBD	TBD	TO BE DETERMINED (TBD)
SHANGHAI	SHA	-	-	-
XIAMEN	XMN	-	-	-
SINGAPORE	SIN	-	-	-
LE HAVRE	LEH	-	-	-
ROTTERDAM	RTM	-	-	-
HAMBURG	HAM	-	-	-
ANTWERP	ANR	-	-	-
PORT KELANG	PKG	-	-	-
SINGAPORE	SIN	-	-	-
LAEM CHABANG	LCH	-	-	-
CAI MEP	CMP	-	-	-

Transit Time

W/B	LEH	RTM	HAM	ANR	E/B	PKG	SIN	LCH	CMP
NGB	41	45	54	57	LEH	42	44	48	51
SHA	40	43	53	55	RTM	39	41	45	48
XMN	37	40	50	52	HAM	31	33	36	39
SIN	31	34	44	46	ANR	27	29	33	36





EASTBOUND
WESTBOUND

Key Service Strength

- Comprehensive coverage connecting West India, Sri Lanka, Pakistan to North Europe
- The transshipment service via Colombo would serve your shipment needs from the East India and Bangladesh

Port Rotation

(Terminals are subject to change)

ORIGIN	CODE	ETA	ETD	TERMINAL
KARACHI	KHI	TBD	TBD	TO BE DETERMINED (TBD)
HAZIRA	HZA	-	-	-
MUNDRA	MUN	-	-	-
NHAVA SHEVA	NSA	-	-	-
COLOMBO	CMB	-	-	-
LONDON GATEWAY	LGP	-	-	-
ROTTERDAM	RTM	-	-	-
HAMBURG	HAM	-	-	-
ANTWERP	ANR	-	-	-
KARACHI	KHI	-	-	-

Transit Time

W/B	LGP	RTM	HAM	ANR	E/B	KHI	HZA	MUN	NSA
KHI	39	41	44	48	LGP	39	41	44	48
HZA	36	38	41	45	RTM	36	38	41	45
MUN	33	35	38	42	HAM	33	35	38	42
NSA	30	32	35	39	ANR	31	33	36	40
CMB	27	29	32	36					

Key Service Strength

- Direct service that offers thorough coverage of Eastern Mediterranean ports
- Direct service from Eastern Mediterranean and Egypt to Singapore / China

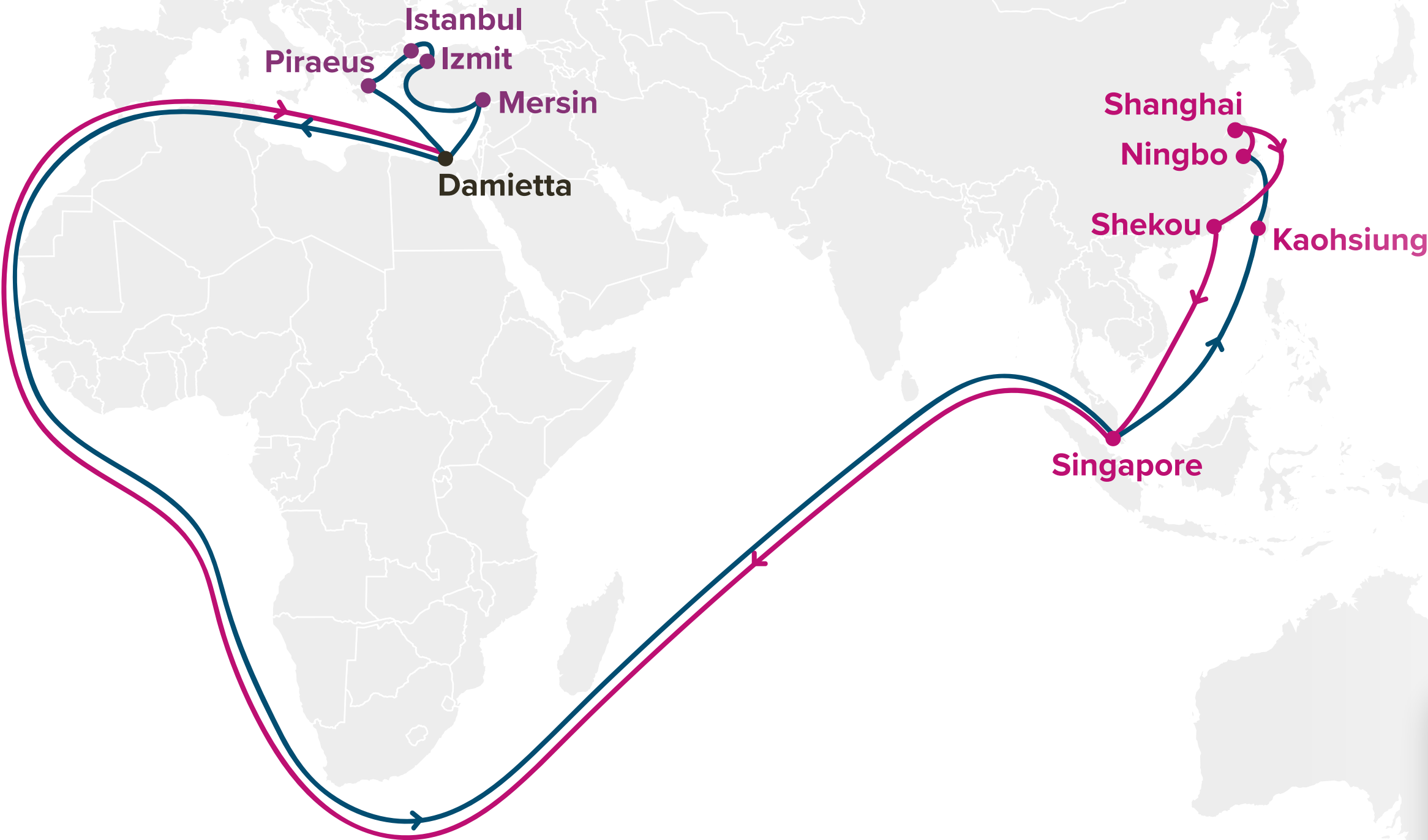
Port Rotation

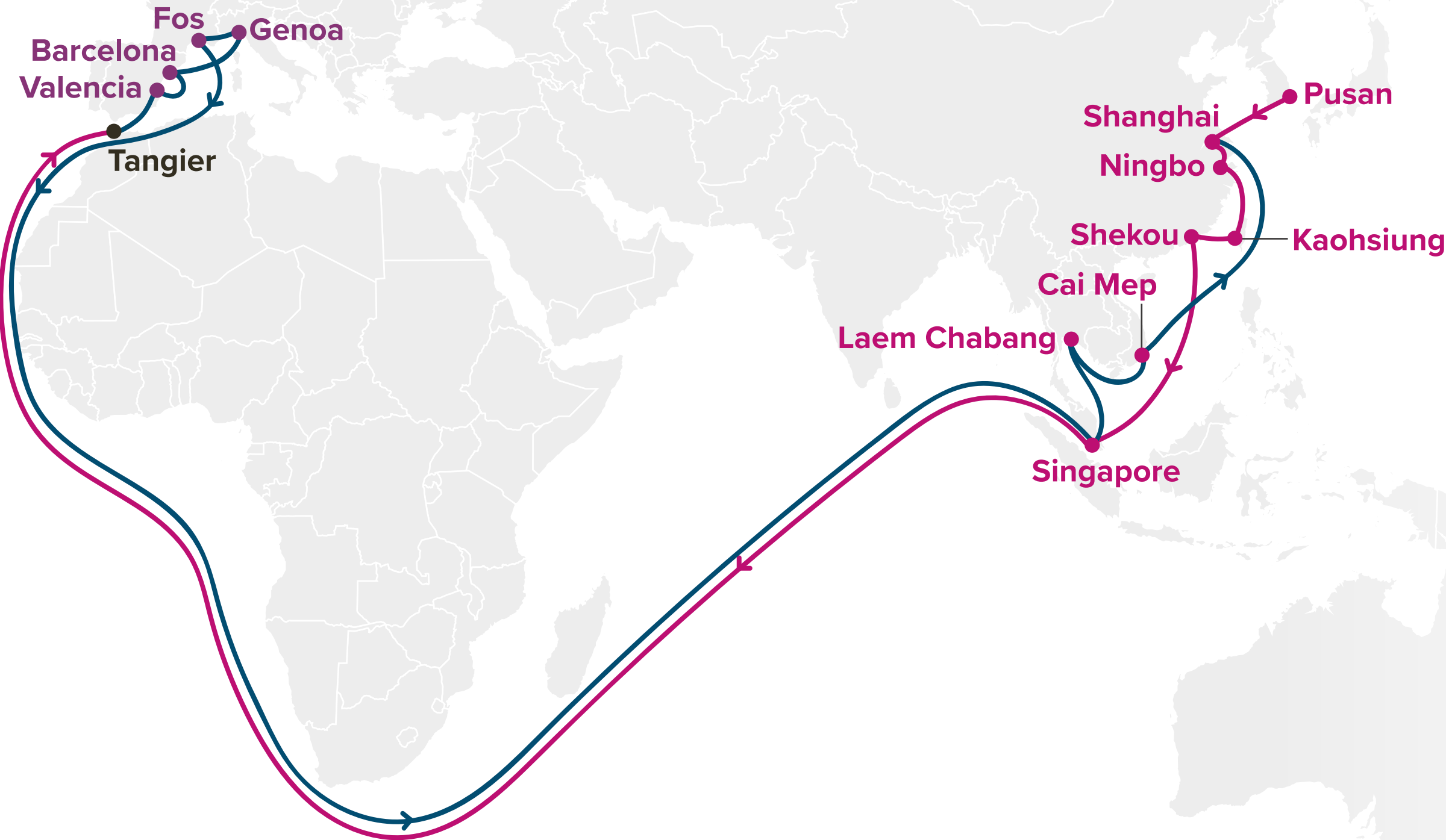
(Terminals are subject to change)

ORIGIN	CODE	ETA	ETD	TERMINAL
NINGBO	NGB	TBD	TBD	TO BE DETERMINED (TBD)
SHANGHAI	SHA	-	-	-
SHEKOU	SHK	-	-	-
SINGAPORE	SIN	-	-	-
DAMIETTA	DAM	-	-	-
PIRAEUS	PIR	-	-	-
ISTANBUL	IST	-	-	-
IZMIT	IZT	-	-	-
MERSIN	MER	-	-	-
DAMIETTA	DAM	-	-	-
SINGAPORE	SIN	-	-	-
KAOHSIUNG	KHH	-	-	-
NINGBO	NGB	-	-	-

Transit Time

W/B	DAM	PIR	IST	IZT	MER	E/B	SIN	KHH	NGB	SHA	SHK
NGB	44	49	51	53	57	PIR	44	51	53	56	60
SHA	42	47	49	51	55	IST	41	48	50	53	57
SHK	39	44	46	48	52	IZT	40	47	49	52	56
SIN	33	38	40	42	46	MER	36	43	45	48	52
						DAM	34	41	43	46	50





Key Service Strength

- Direct service that offers thorough coverage of West Mediterranean ports
- Offers Southeast Asian coverage on the East Bound leg

Port Rotation (Terminals are subject to change)

ORIGIN	CODE	ETA	ETD	TERMINAL
PUSAN	PUS	TBD	TBD	TO BE DETERMINED (TBD)
SHANGHAI	SHA	-	-	-
NINGBO	NGB	-	-	-
KAOHSIUNG	KHH	-	-	-
SHEKOU	SHK	-	-	-
SINGAPORE	SIN	-	-	-
TANGIER	TNG	-	-	-
VALENCIA	VLC	-	-	-
BARCELONA	BCN	-	-	-
GENOA	GOA	-	-	-
FOS	FOS	-	-	-
SINGAPORE	SIN	-	-	-
LAEM CHABANG	LCH	-	-	-
CAI MEP	CMP	-	-	-
SHANGHAI	SHA	-	-	-

Transit Time

W/B	TNG	VLC	BCN	GOA	FOS	E/B	SIN	LCH	CMP	SHA
PUS	45	47	50	54	57	TNG	47	51	55	61
SHA	42	44	47	51	54	VLC	43	47	51	57
NGB	39	41	44	48	51	BCN	40	44	48	54
KHH	36	38	41	45	48	GOA	37	41	45	51
SHK	33	35	38	42	45	FOS	34	38	42	48
SIN	28	30	33	37	40					

Key Service Strength

- Extensive coverage of China ports with fast transit to Turkey
- Direct access from Eastern Mediterranean to China / South Korea

Port Rotation

(Terminals are subject to change)

ORIGIN	CODE	ETA	ETD	TERMINAL
XINGANG	TXG	TBD	TBD	TO BE DETERMINED (TBD)
DALIAN	DLC	-	-	-
PUSAN	PUS	-	-	-
NINGBO	NGB	-	-	-
SHANGHAI	SHA	-	-	-
SINGAPORE	SIN	-	-	-
YARIMCA	YAR	-	-	-
ISTANBUL	IST	-	-	-
TEKIRDAG	TEK	-	-	-
PIRAEUS	PIR	-	-	-
SINGAPORE	SIN	-	-	-
XIAMEN	XMN	-	-	-
XINGANG	TXG	-	-	-

Transit Time

W/B	YAR	IST	TEK	PIR	E/B	SIN	XMN	TXG	DLC	PUS	NGB	SHA
TXG	53	55	57	60	YAR	42	49	54	57	61	63	65
DLC	51	53	55	58	IST	40	46	52	55	59	61	63
PUS	47	49	51	54	TEK	38	44	50	53	57	59	61
NGB	44	47	49	52	PIR	36	42	48	51	55	57	59
SHA	43	45	47	50								
SIN	36	38	40	43								

EASTBOUND
WESTBOUND

Key Service Strength

Express service to Italy and Western Mediterranean ports with a focus on major China ports

Port Rotation

(Terminals are subject to change)

ORIGIN	CODE	ETA	ETD	TERMINAL
SHANGHAI	SHA	TBD	TBD	TO BE DETERMINED (TBD)
NINGBO	NGB	-	-	-
YANTIAN	YTN	-	-	-
SINGAPORE	SIN	-	-	-
ABU QIR	AKI	-	-	-
GIOIA TAURO	GIT	-	-	-
GENOA	GOA	-	-	-
LA SPEZIA	SPE	-	-	-
FOS	FOS	-	-	-
VALENCIA	VLC	-	-	-
MALAGA	AGP	-	-	-
YANTIAN	YTN	-	-	-
SHANGHAI	SHA	-	-	-

Transit Time

W/B	AKI	GIT	GOA	SPE	FOS	VLC	AGP	E/B	YTN	SHA	NGB
SHA	42	47	50	52	54	59	61	AKI	63	66	69
NGB	39	44	47	50	52	56	59	GIT	59	62	65
YTN	36	41	44	47	49	53	56	GOA	55	58	61
SIN	30	35	38	40	43	47	49	SPE	53	56	59
								FOS	50	53	55
								VLC	47	50	52
								AGP	45	47	50

EASTBOUND
WESTBOUND

Barcelona

Shanghai

Singapore

EASTBOUND



Key Service Strength

Direct access from Barcelona to Singapore and Shanghai

Port Rotation

(Terminals are subject to change)

ORIGIN	CODE	ETA	ETD	TERMINAL
BARCELONA	BCN	TBD	TBD	TO BE DETERMINED (TBD)
SINGAPORE	SIN	-	-	-
SHANGHAI	SHA	-	-	-
TURNAROUND DAYS: TBD				

Transit Time

E/B	SIN	SHA
BCN	34	43

Key Service Strength

- Dedicated service connection West India, Pakistan with West, East Mediterranean ports directly

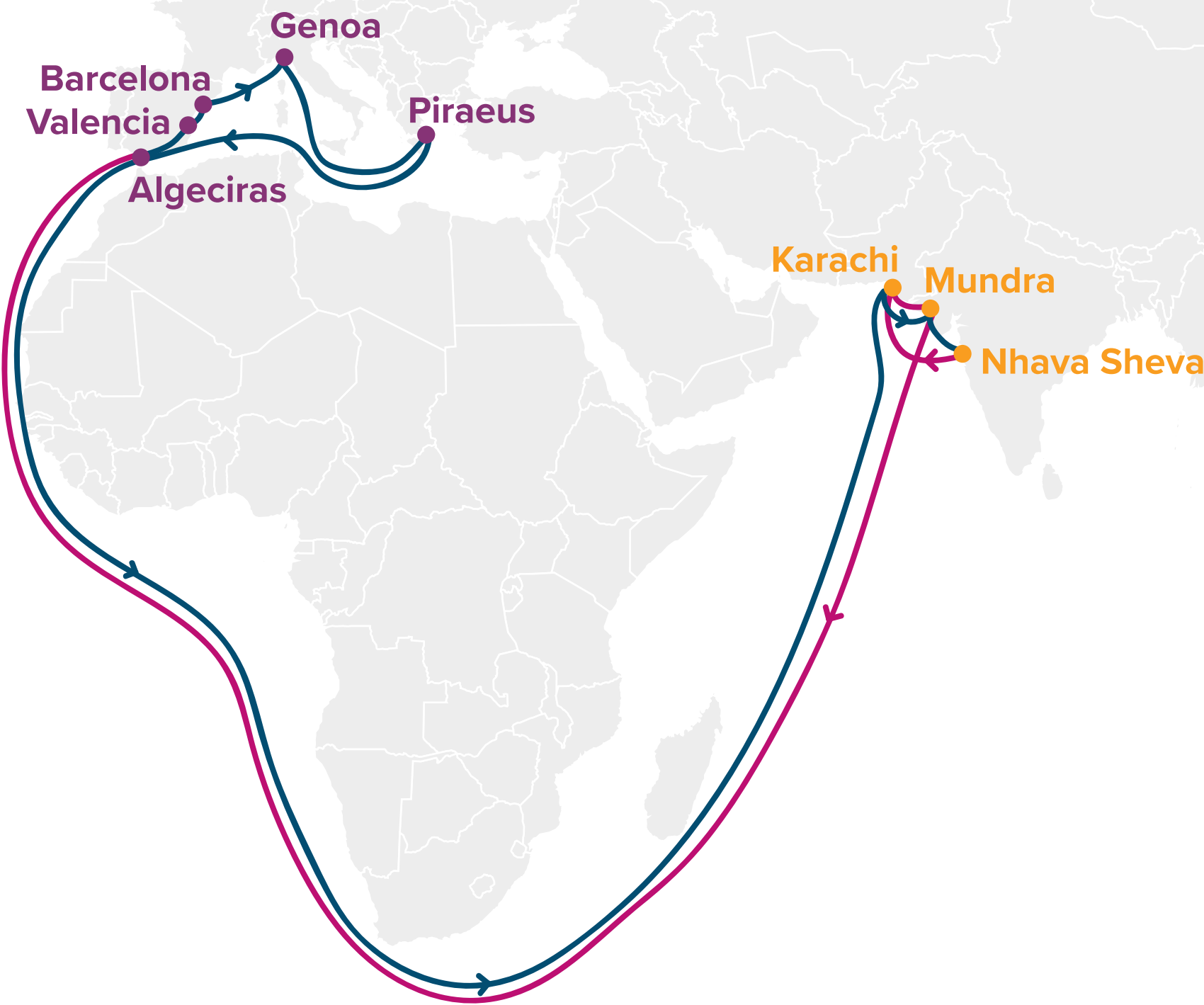
Port Rotation

(Terminals are subject to change)

ORIGIN	CODE	ETA	ETD	TERMINAL
NHAVA SHEVA	NSA	TBD	TBD	TO BE DETERMINED (TBD)
KARACHI	KHI	-	-	-
MUNDRA	MUN	-	-	-
ALGECIRAS	ALG	-	-	-
VALENCIA	VLC	-	-	-
BARCELONA	BCN	-	-	-
GENOA	GOA	-	-	-
PIRAEUS	PIR	-	-	-
ALGECIRAS	ALG	-	-	-
KARACHI	KHI	-	-	-
MUNDRA	MUN	-	-	-
NHAVA SHEVA	NSA	-	-	-

Transit Time

W/B	ALG	VLC	BCN	GOA	PIR	E/B	KHI	MUN	NSA
NSA	30	32	35	37	42	VLC	41	42	44
KHI	28	30	33	35	40	BCN	39	40	42
MUN	26	28	31	33	38	GOA	36	37	39
						PIR	31	32	34
						ALG	27	28	30



FP1: Far East Pacific South 1 **PS3:** Pacific South 3 **PS5:** Pacific South 5 **AP1:** Asia Pacific 1
MS2: Mediterranean Pacific South 2 **PS4:** Pacific South 4 **PS6:** Pacific South 6 **AHX:** Asia Hawaii Express

The map displays the following ports of call:

- East Asia (Purple Circle):** Kwangyang, Incheon, Dalian, Pusan, Tokyo, Qingdao, Ningbo, Shanghai, Xiamen, Shekou, Taipei, Keelung, Kaohsiung, Xingang, Nagoya, Kobe, Shimizu, Yokohama, Yantian, Haiphong, Laem Chabang, Cai Mep, Port Kelang, and Singapore.
- Southeast Asia (Orange Circle):** Pipavav, Nhava Sheva, and Colombo.
- Pacific (Blue Circle):** Honolulu, Oakland, Los Angeles, and Long Beach.



Key Service Strength

- Fast and dedicated Japan direct service for the US West Coast
- Covering major Japan ports: Tokyo, Kobe, Nagoya, and Shimizu
- An unparalleled direct service between Japan and the US West Coast - one of the best of its class

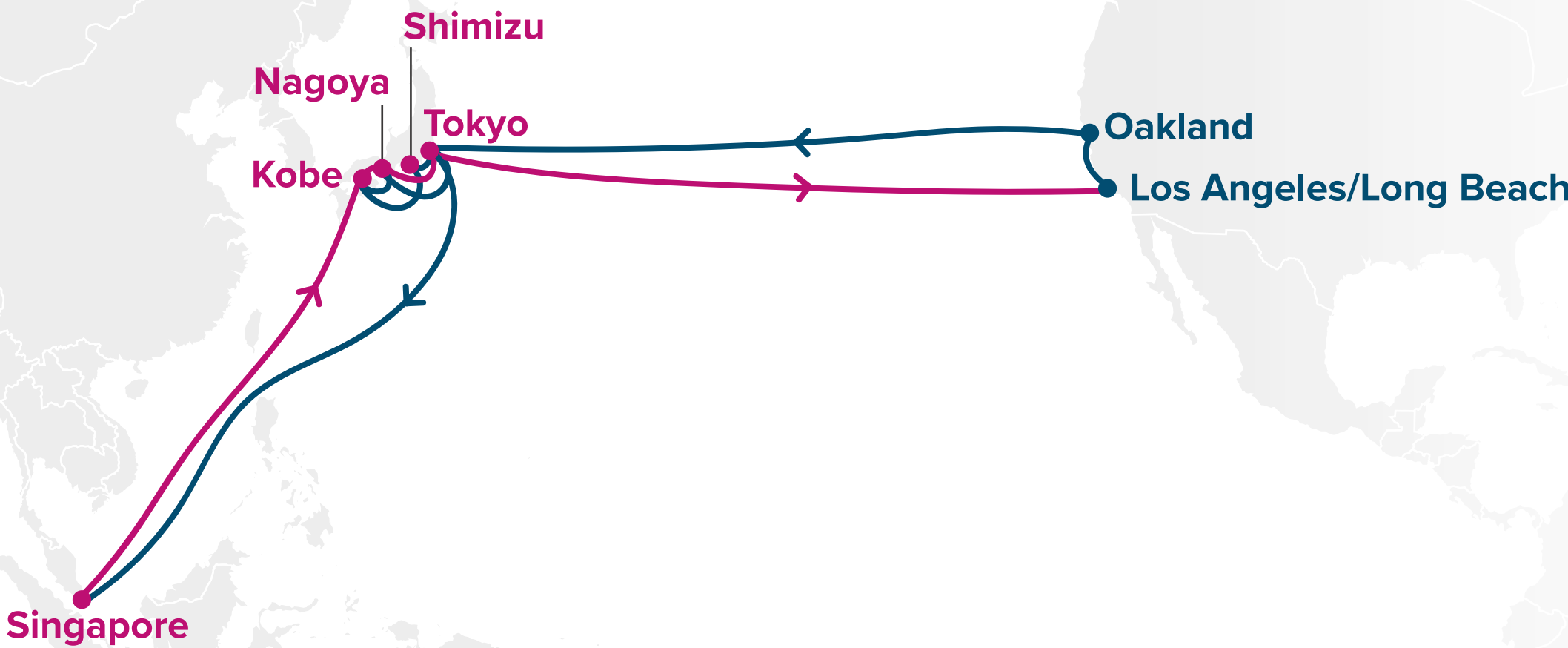
Port Rotation

(Terminals are subject to change)

ORIGIN	CODE	ETA	ETD	TERMINAL
SINGAPORE	SIN	TBD	TBD	TO BE DETERMINED (TBD)
KOBE	UKB	-	-	-
NAGOYA	NGO	-	-	-
TOKYO	TYO	-	-	-
LA/LB	LAX/LGB	-	-	-
OAKLAND	OAK	-	-	-
TOKYO	TYO	-	-	-
SHIMIZU	SMZ	-	-	-
KOBE	UKB	-	-	-
NAGOYA	NGO	-	-	-
TOKYO	TYO	-	-	-
SINGAPORE	SIN	-	-	-

Transit Time

E/B	LAX/LGB	OAK	W/B	TYO	SMZ	UKB	NGO	SIN
SIN	27	33	LAX/LGB	14	15	16	18	28
UKB	17	23	OAK	12	13	14	16	26
NGO	15	21						
TYO	12	18						



Key Service Strength

- Express and direct service focusing on key ports in Asia
- An additional service choice to cater to Cai Mep and Laem Chabang

Port Rotation

(Terminals are subject to change)

ORIGIN	CODE	ETA	ETD	TERMINAL
SINGAPORE	SIN	TBD	TBD	TO BE DETERMINED (TBD)
LAEM CHABANG	LCH	-	-	-
CAI MEP	CMP	-	-	-
SHANGHAI	SHA	-	-	-
LA/LB	LAX/LGB	-	-	-
OAKLAND	OAK	-	-	-
PUSAN	PUS	-	-	-
SHANGHAI	SHA	-	-	-
NINGBO	NGB	-	-	-
KAOHSIUNG	KHH	-	-	-
SHEKOU	SHK	-	-	-
SINGAPORE	SIN	-	-	-

Transit Time

E/B	LAX/LGB	OAK	W/B	PUS	SHA	NGB	KHH	SHK	SIN
SIN	30	38	LAX/LGB	24	27	30	34	37	42
LCH	25	33	OAK	20	23	26	30	33	38
CMP	22	30							
SHA	14	22							



Key Service Strength

- Your choice of direct services for both Asia and the Indian Subcontinent for the US West Coast
- Covers three key Indian Ocean Ports
- Fast South China service with an additional link provided between Vietnam and the US West Coast

Port Rotation

(Terminals are subject to change)

ORIGIN	CODE	ETA	ETD	TERMINAL
NHAVA SHEVA	NSA	TBD	TBD	TO BE DETERMINED (TBD)
PIPAVAV	PAV	-	-	-
COLOMBO	CMB	-	-	-
PORT KELANG	PKG	-	-	-
SINGAPORE	SIN	-	-	-
CAI MEP	CMP	-	-	-
HAIPHONG	HPH	-	-	-
YANTIAN	YTN	-	-	-
LA/LB	LAX/LGB	-	-	-
OAKLAND	OAK	-	-	-
TOKYO	TYO	-	-	-
PUSAN	PUS	-	-	-
SHANGHAI	SHA	-	-	-
NINGBO	NGB	-	-	-
SHEKOU	SHK	-	-	-
SINGAPORE	SIN	-	-	-
PORT KELANG	PKG	-	-	-
NHAVA SHEVA	NSA	-	-	-

Transit Time

E/B	LAX/LGB	OAK	W/B	TYO	PUS	SHA	NGB	SHK	SIN	PKG	NSA	PAV	CMB
NSA	36	42	LAX/LGB	17	20	23	25	28	32	34	41	43	47
PAV	35	41	OAK	14	17	20	22	25	29	31	38	40	44
CMB	32	38											
PKG	27	33											
SIN	25	31											
CMP	22	28											
HPH	19	25											
YTN	17	23											



Key Service Strength

- Express, direct service for South China
- Competitive transit time from Kaohsiung and Keelung

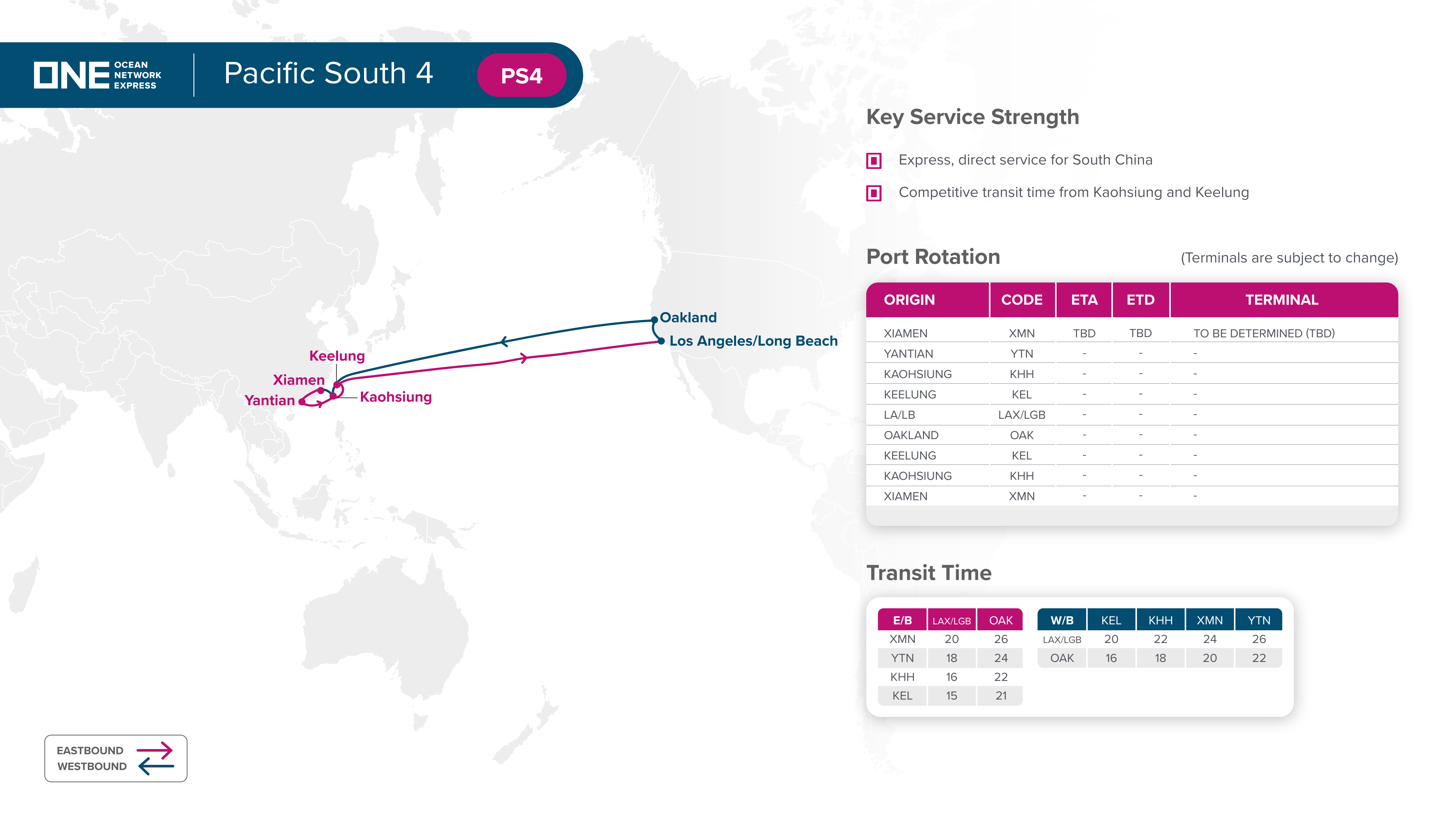
Port Rotation


(Terminals are subject to change)

ORIGIN	CODE	ETA	ETD	TERMINAL
XIAMEN	XMN	TBD	TBD	TO BE DETERMINED (TBD)
YANTIAN	YTN	-	-	-
KAOHSIUNG	KHH	-	-	-
KEELUNG	KEL	-	-	-
LA/LB	LAX/LGB	-	-	-
OAKLAND	OAK	-	-	-
KEELUNG	KEL	-	-	-
KAOHSIUNG	KHH	-	-	-
XIAMEN	XMN	-	-	-

Transit Time

E/B	LAX/LGB	OAK	W/B	KEL	KHH	XMN	YTN
XMN	20	26	LAX/LGB	20	22	24	26
YTN	18	24	OAK	16	18	20	22
KHH	16	22					
KEL	15	21					





Key Service Strength

- Dedicated and fast transit service from Central and North China ports to the US West Coast
- Added connectivity to fulfil the requirements for Kobe

Port Rotation

(Terminals are subject to change)

ORIGIN	CODE	ETA	ETD	TERMINAL
QINGDAO	TAO	TBD	TBD	TO BE DETERMINED (TBD)
NINGBO	NGB	-	-	-
LA/LB	LAX/LGB	-	-	-
OAKLAND	OAK	-	-	-
KOBE	UKB	-	-	-
QINGDAO	TAO	-	-	-

Transit Time

E/B	LAX/LGB	OAK	W/B	UKB	TAO	NGB
TAO	17	22	LAX/LGB	17	20	23
NGB	14	19	OAK	14	17	20

Key Service Strength

- ▣ Dedicated for South Korea and Central China
- ▣ Fast Transit serving the need for Kwangyang and Pusan

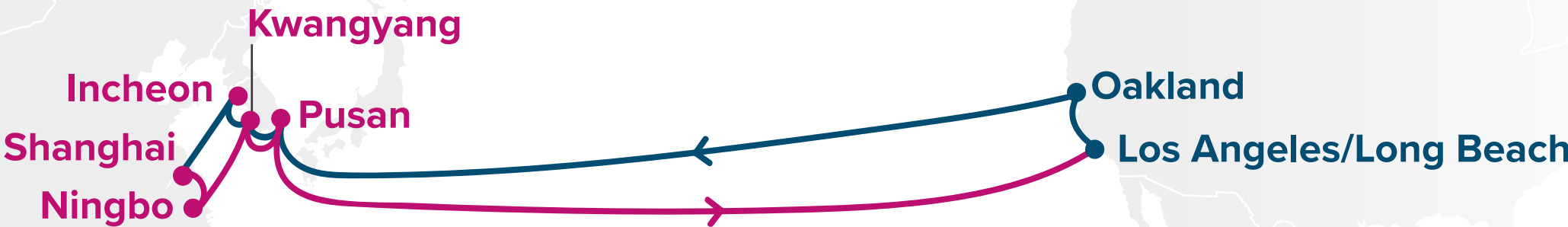
Port Rotation

(Terminals are subject to change)

ORIGIN	CODE	ETA	ETD	TERMINAL
SHANGHAI	SHA	TBD	TBD	TO BE DETERMINED (TBD)
NINGBO	NGB	-	-	-
KWANGYANG	KAN	-	-	-
PUSAN	PUS	-	-	-
LA/LB	LAX/LGB	-	-	-
OAKLAND	OAK	-	-	-
PUSAN	PUS	-	-	-
KWANGYANG	KAN	-	-	-
INCHEON	ICN	-	-	-
SHANGHAI	SHA	-	-	-

Transit Time

E/B	LAX/LGB	OAK	W/B	PUS	KAN	ICN	SHA	NGB
SHA	18	26	LAX/LGB	17	18	20	22	24
NGB	17	25	OAK	14	15	17	19	21
KAN	15	23						
PUS	12	20						



Key Service Strength

Wide coverage including ports from Taipei, Central and South China, and Vietnam (Haiphong and Cai Mep)

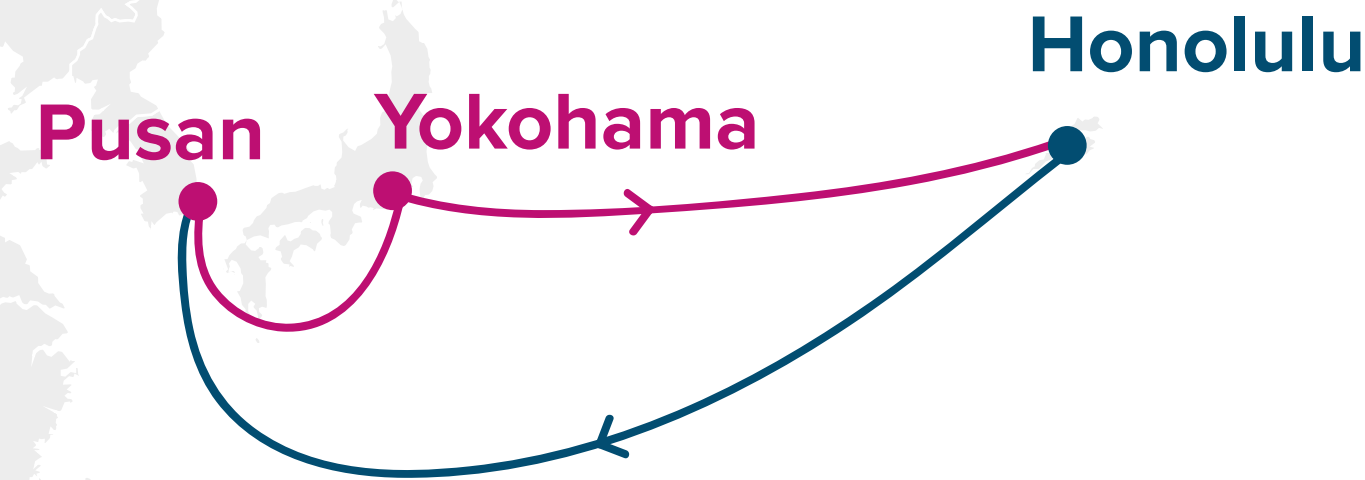
Port Rotation

(Terminals are subject to change)

ORIGIN	CODE	ETA	ETD	TERMINAL
HAIPHONG	HPH	TBD	TBD	TO BE DETERMINED (TBD)
CAI MEP	CMP	-	-	-
SHEKOU	SHK	-	-	-
XIAMEN	XMN	-	-	-
TAIPEI	TPE	-	-	-
NINGBO	NGB	-	-	-
SHANGHAI	SHA	-	-	-
LA/LB	LAX/LGB	-	-	-
OAKLAND	OAK	-	-	-
SHEKOU	SHK	-	-	-
HAIPHONG	HPH	-	-	-

Transit Time

E/B	LAX/LGB	OAK	W/B	SHK	HPH	CMP	XMN	TPE	NGB	SHA
HPH	27	33	LAX/LGB	20	23	26	31	33	34	36
CMP	24	30	OAK	16	19	22	27	29	30	32
SHK	21	27								
XMN	19	25								
TPE	17	23								
NGB	16	22								
SHA	14	20								



Key Service Strength

- A unique service to cater to the needs in Hawaii
- Wide Asian coverage with ONE’s feeder network via Pusan & Yokohama

Port Rotation

(Terminals are subject to change)

ORIGIN	CODE	ETA	ETD	TERMINAL
PUSAN	PUS	TBD	TBD	TO BE DETERMINED (TBD)
YOKOHAMA	YOK	-	-	-
HONOLULU	HNL	-	-	-
PUSAN	PUS	-	-	-

Transit Time

E/B	HNL	W/B	PUS	YOK
PUS	16	HNL	23	25
YOK	13			

4 choices of services that provide extensive coverage of key ports to meet your direct connection needs across Asia and Pacific Northwest.

PN1

- Xiamen
- Kaohsiung
- Ningbo
- Nagoya
- Tokyo
- Tacoma
- Vancouver
- Tokyo
- Kobe
- Nagoya
- Xiamen

FP2

- Singapore
- Laem Chabang
- Cai Mep
- Haiphong
- Yantian
- Vancouver
- Tacoma
- Tokyo
- Kobe
- Shanghai
- Ningbo
- Yantian
- Singapore

PN3

- Qingdao
- Pusan
- Vancouver
- Tacoma
- Pusan
- Qingdao

PN4

- Ningbo
- Shanghai
- Vancouver
- Tacoma
- Ningbo

PN1: Pacific North 1

FP2: Far East Pacific North 2

PN3: Pacific North 3

PN4: Pacific North 4



Key Service Strength

Fast transit service with direct calls to Japan, Kaohsiung, and China

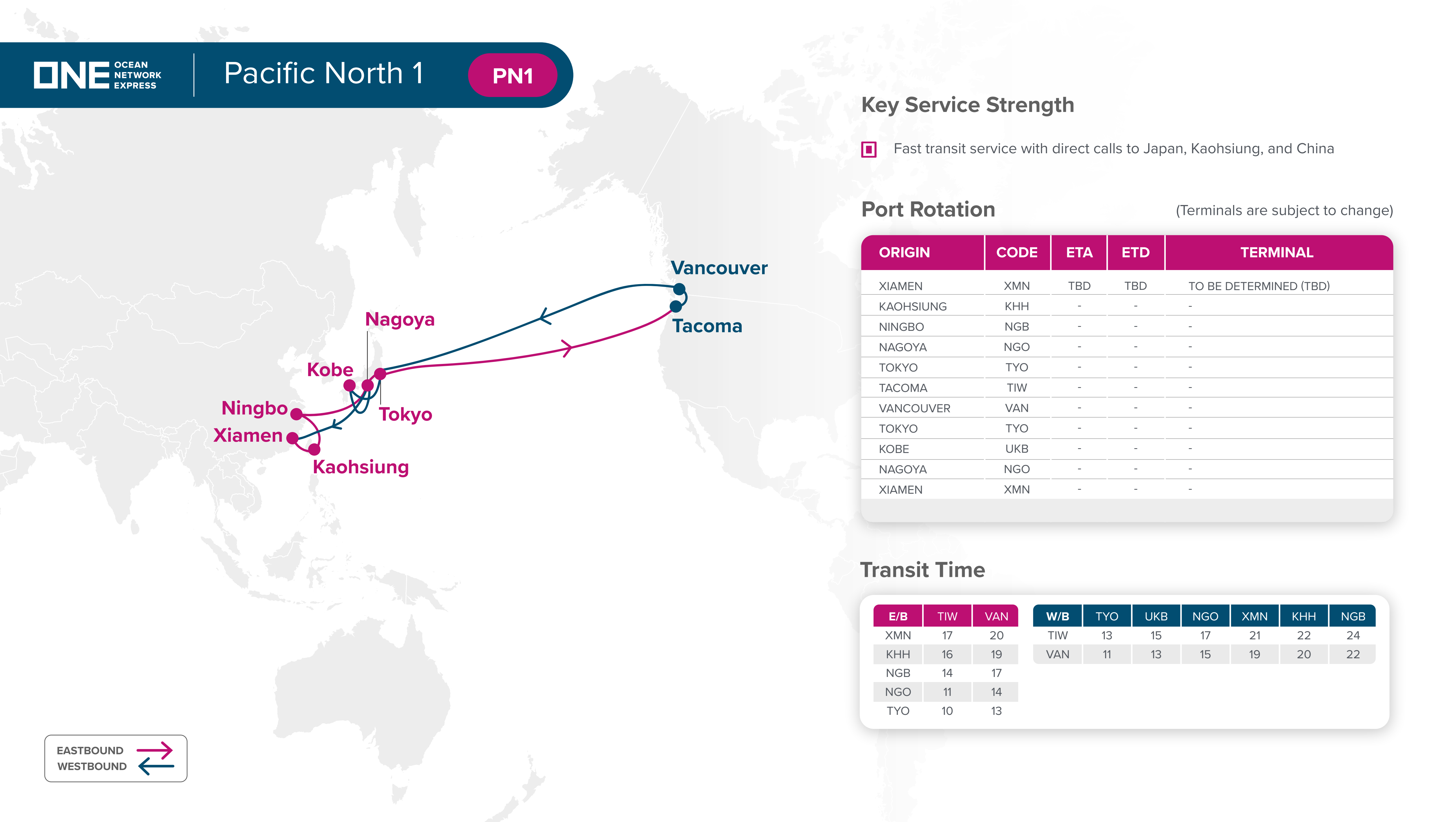
Port Rotation

(Terminals are subject to change)

ORIGIN	CODE	ETA	ETD	TERMINAL
XIAMEN	XMN	TBD	TBD	TO BE DETERMINED (TBD)
KAOHSIUNG	KHH	-	-	-
NINGBO	NGB	-	-	-
NAGOYA	NGO	-	-	-
TOKYO	TYO	-	-	-
TACOMA	TIW	-	-	-
VANCOUVER	VAN	-	-	-
TOKYO	TYO	-	-	-
KOBE	UKB	-	-	-
NAGOYA	NGO	-	-	-
XIAMEN	XMN	-	-	-

Transit Time

E/B	TIW	VAN	W/B	TYO	UKB	NGO	XMN	KHH	NGB
XMN	17	20	TIW	13	15	17	21	22	24
KHH	16	19	VAN	11	13	15	19	20	22
NGB	14	17							
NGO	11	14							
TYO	10	13							



Key Service Strength

- Comprehensive Southeast Asia port coverage with direct calls to Thailand and Vietnam
- Call Japan ports directly including Tokyo / Kobe (for reefer needs)

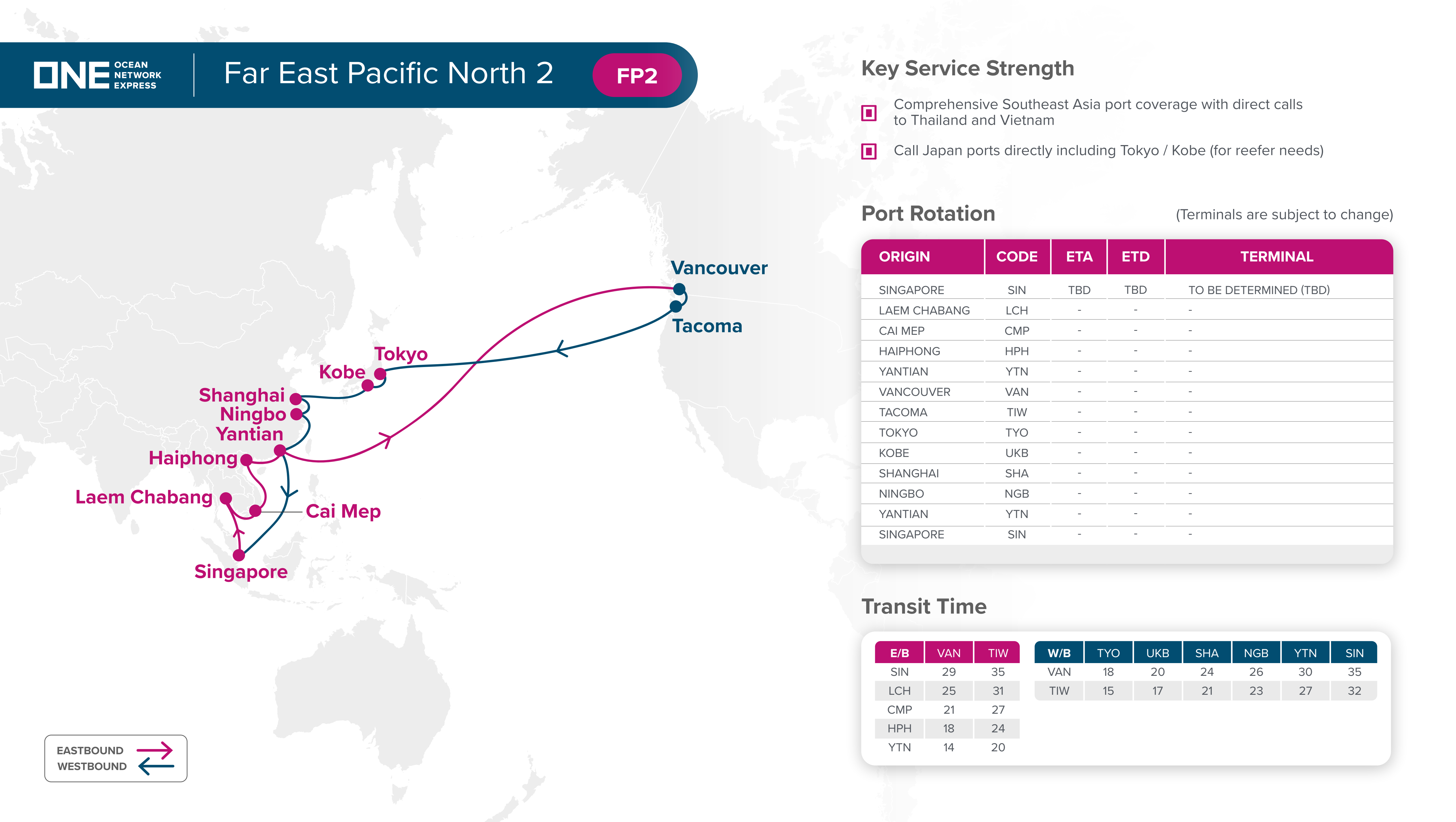
Port Rotation

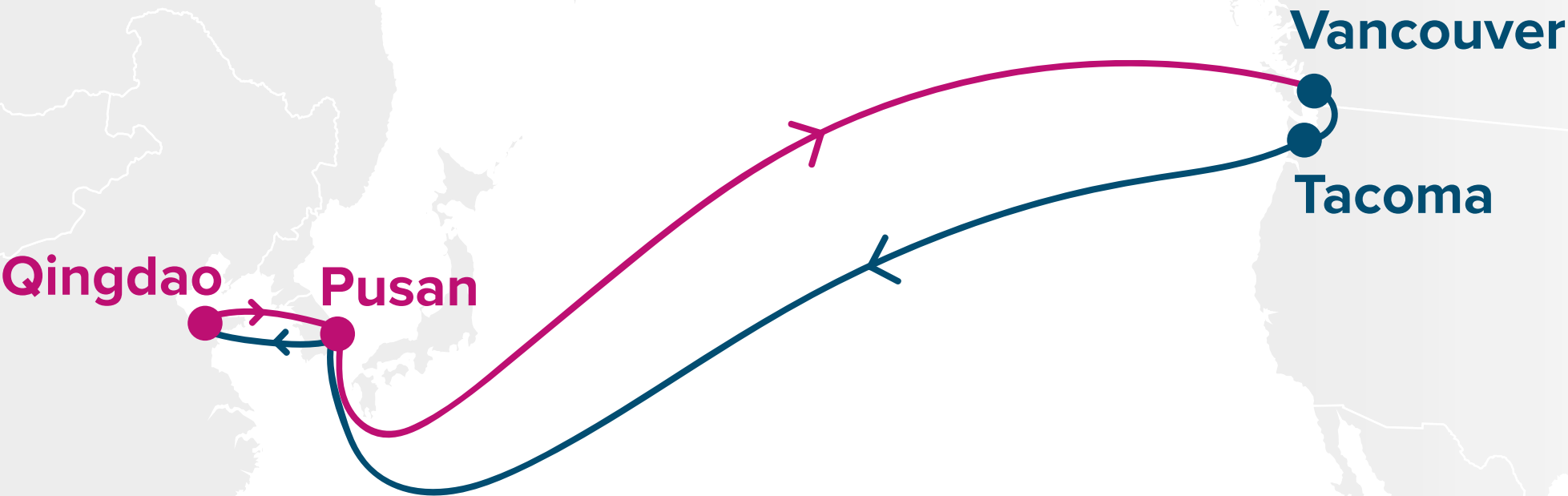
(Terminals are subject to change)

ORIGIN	CODE	ETA	ETD	TERMINAL
SINGAPORE	SIN	TBD	TBD	TO BE DETERMINED (TBD)
LAEM CHABANG	LCH	-	-	-
CAI MEP	CMP	-	-	-
HAIPHONG	HPH	-	-	-
YANTIAN	YTN	-	-	-
VANCOUVER	VAN	-	-	-
TACOMA	TIW	-	-	-
TOKYO	TYO	-	-	-
KOBE	UKB	-	-	-
SHANGHAI	SHA	-	-	-
NINGBO	NGB	-	-	-
YANTIAN	YTN	-	-	-
SINGAPORE	SIN	-	-	-

Transit Time

E/B	VAN	TIW	W/B	TYO	UKB	SHA	NGB	YTN	SIN
SIN	29	35	VAN	18	20	24	26	30	35
LCH	25	31	TIW	15	17	21	23	27	32
CMP	21	27							
HPH	18	24							
YTN	14	20							





EASTBOUND

WESTBOUND

Key Service Strength

- Express service connecting North China and Vancouver
- Efficient hub via Pusan for wider coverage to other Asian outports

Port Rotation

(Terminals are subject to change)

ORIGIN	CODE	ETA	ETD	TERMINAL
QINGDAO	TAO	TBD	TBD	TO BE DETERMINED (TBD)
PUSAN	PUS	-	-	-
VANCOUVER	VAN	-	-	-
TACOMA	TIW	-	-	-
PUSAN	PUS	-	-	-
QINGDAO	TAO	-	-	-

Transit Time

E/B	VAN	TIW	W/B	PUS	TAO
TAO	15	20	VAN	18	21
PUS	11	16	TIW	14	17

Shanghai
Ningbo

Vancouver
Tacoma

EASTBOUND
WESTBOUND

Key Service Strength

Express service connecting Central China and Vancouver

Port Rotation

(Terminals are subject to change)

ORIGIN	CODE	ETA	ETD	TERMINAL
NINGBO	NGB	TBD	TBD	TO BE DETERMINED (TBD)
SHANGHAI	SHA	-	-	-
VANCOUVER	VAN	-	-	-
TACOMA	TIW	-	-	-
NINGBO	NGB	-	-	-

Transit Time

E/B	VAN	TIW	W/B	NGB	SHA
NGB	16	20	VAN	21	24
SHA	12	16	TIW	17	20

Asia - East Coast North America Service via CoGH

EC1

- Kaohsiung
- Yantian
- Shanghai
- Ningbo
- Pusan
- New York
- Norfolk
- Savannah
- Rodman
- Kaohsiung
- Yantian
- Shanghai
- Ningbo
- Pusan

EC2

- Xiamen
- Yantian
- Ningbo
- Shanghai
- Pusan
- Manzanillo, PA
- Savannah
- Charleston
- Jacksonville
- Manzanillo, PA
- Pusan
- Xiamen

EC3

- Laem Chabang
- Cai Mep
- Singapore
- Colombo
- Halifax
- New York
- Savannah
- Jacksonville
- Charleston
- Norfolk
- New York
- Halifax
- Singapore
- Laem Chabang

EC4

- Kaohsiung
- Hong Kong
- Yantian
- Ningbo
- Shanghai
- Pusan
- Houston
- Mobile
- Rodman
- Kaohsiung

WIN

- Bin Qasim
- Hazira
- Nhava Sheva
- Mundra
- New York
- Savannah
- Jacksonville
- Charleston
- Norfolk
- Bin Qasim

EC1: US East Coast 1
EC2: US East Coast 2

EC3: US East Coast 3
EC4: US East Coast 4

WIN: West India North America

5 choices of services that provide extensive coverage of key ports to meet your direct connection needs across Asia and East Coast North America.





Key Service Strength

- Choice of service for fast transit from North and Central China to the US East Coast
- Caters to the needs of the North Atlantic US East Coast ports: New York, Norfolk, and Savannah

Port Rotation

(Terminals are subject to change)

ORIGIN	CODE	ETA	ETD	TERMINAL
KAOHSIUNG	KHH	TBD	TBD	TO BE DETERMINED (TBD)
YANTIAN	YTN	-	-	-
SHANGHAI	SHA	-	-	-
NINGBO	NGO	-	-	-
PUSAN	PUS	-	-	-
NEW YORK	NYC	-	-	-
NORFOLK	ORF	-	-	-
SAVANNAH	SAV	-	-	-
RODMAN	ROD	-	-	-
KAOHSIUNG	KHH	-	-	-

Transit Time

E/B	NYC	ORF	SAV	W/B	KHH	YTN	SHA	NGO	PUS
KHH	36	40	46	NYC	38	40	43	45	47
YTN	34	38	44	ORF	35	37	40	42	44
SHA	30	34	40	SAV	31	33	36	38	40
NGO	29	33	39	ROD	25	27	30	32	34
PUS	26	30	36						

Key Service Strength

- South Atlantic service between Central and South China via Panama
- Fast transit service to Savannah, Charleston and Jacksonville

Port Rotation

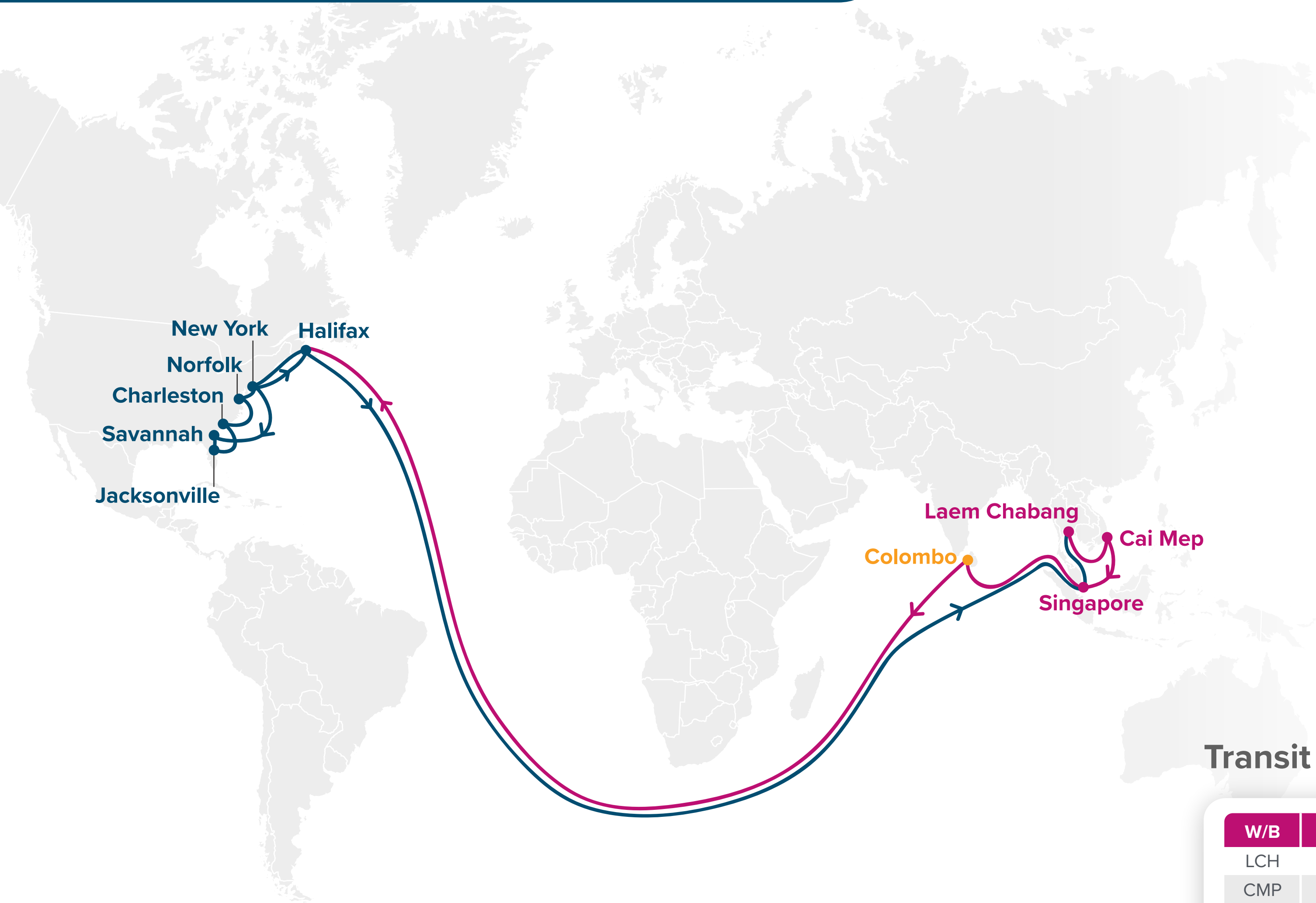
(Terminals are subject to change)

ORIGIN	CODE	ETA	ETD	TERMINAL
XIAMEN	XMN	TBD	TBD	TO BE DETERMINED (TBD)
YANTIAN	YTN	-	-	-
NINGBO	NGB	-	-	-
SHANGHAI	SHA	-	-	-
PUSAN	PUS	-	-	-
MANZANILLO, PA	MIT	-	-	-
SAVANNAH	SAV	-	-	-
CHARLESTON	CHS	-	-	-
JACKSONVILLE	JAX	-	-	-
MANZANILLO, PA	MIT	-	-	-
PUSAN	PUS	-	-	-
XIAMEN	XMN	-	-	-

Transit Time

E/B	MIT	SAV	CHS	JAX	W/B	PUS	XMN	YTN	NGB	SHA
XMN	30	37	41	44	SAV	39	43	45	48	49
YTN	28	35	39	42	CHS	35	39	41	44	45
NGB	25	32	36	39	JAX	33	37	39	42	43
SHA	23	30	34	37	MIT	27	31	33	36	37
PUS	21	28	32	35						





Key Service Strength

- Directly serving Thailand, Vietnam, and two major hub ports of Singapore and Colombo
- Unique calls to Halifax and Jacksonville

Port Rotation

(Terminals are subject to change)

ORIGIN	CODE	ETA	ETD	TERMINAL
LAEM CHABANG	LCH	TBD	TBD	TO BE DETERMINED (TBD)
CAI MEP	CMP	-	-	-
SINGAPORE	SIN	-	-	-
COLOMBO	CMB	-	-	-
HALIFAX	HAL	-	-	-
NEW YORK	NYC	-	-	-
SAVANNAH	SAV	-	-	-
JACKSONVILLE	JAX	-	-	-
CHARLESTON	CHS	-	-	-
NORFOLK	ORF	-	-	-
NEW YORK	NYC	-	-	-
HALIFAX	HAL	-	-	-
SINGAPORE	SIN	-	-	-
LAEM CHABANG	LCH	-	-	-

Transit Time

W/B	HAL	NYC	SAV	JAX	CHS	ORF
LCH	41	43	48	51	53	55
CMP	36	38	43	46	48	50
SIN	32	34	39	42	44	46
CMB	27	29	34	37	39	41

E/B	SIN	LCH	CMP	CMB
SAV	49	53	58	68
JAX	47	51	56	66
CHS	45	49	54	64
ORF	43	47	52	62
NYC	39	43	48	58
HAL	36	40	45	55

Key Service Strength

- Dedicated US Gulf Service via the Panama Canal
- Direct service from Central and South China / South Korea

Port Rotation

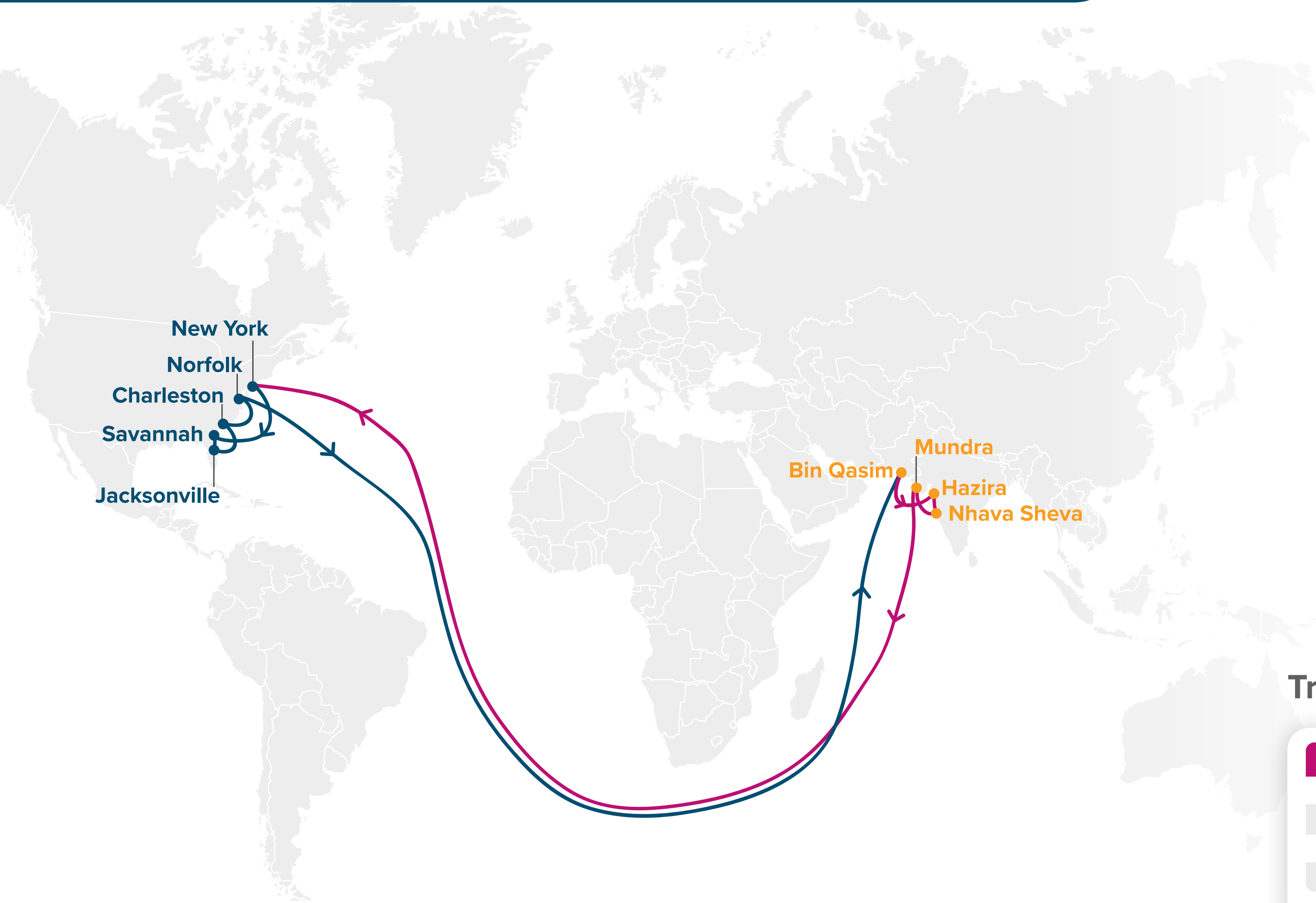
(Terminals are subject to change)

ORIGIN	CODE	ETA	ETD	TERMINAL
KAOHSIUNG	KHH	TBD	TBD	TO BE DETERMINED (TBD)
HONG KONG	HKG	-	-	-
YANTIAN	YTN	-	-	-
NINGBO	NGO	-	-	-
SHANGHAI	SHA	-	-	-
PUSAN	PUS	-	-	-
HOUSTON	HOU	-	-	-
MOBILE	MOB	-	-	-
RODMAN	ROD	-	-	-
KAOHSIUNG	KHH	-	-	-

Transit Time

E/B	HOU	MOB	W/B	KHH	HKG	YTN	NGO	SHA	PUS
KHH	34	40	HOU	38	40	41	44	46	48
HKG	32	38	MOB	36	38	39	42	44	46
YTN	31	37	ROD	29	31	32	35	37	39
NGO	28	34							
SHA	27	33							
PUS	25	31							





Key Service Strength

Specialized service between India/Pakistan and the US East Coast

Port Rotation

(Terminals are subject to change)

ORIGIN	CODE	ETA	ETD	TERMINAL
BIN QASIM	BQM	TBD	TBD	TO BE DETERMINED (TBD)
HAZIRA	HZA	-	-	-
NHAVA SHEVA	NSA	-	-	-
MUNDRA	MUN	-	-	-
NEW YORK	NYC	-	-	-
SAVANNAH	SAV	-	-	-
JACKSONVILLE	JAX	-	-	-
CHARLESTON	CHS	-	-	-
NORFOLK	ORF	-	-	-
BIN QASIM	BQM	-	-	-

Transit Time

W/B	NYC	SAV	JAX	CHS	ORF	E/B	BQM	HZA	NSA	MUN
BQM	35	38	40	41	44	NYC	40	42	43	45
HZA	33	36	38	39	42	SAV	36	38	39	41
NSA	32	35	37	38	41	JAX	35	37	38	40
MUN	29	32	34	35	38	CHS	34	36	37	39
						ORF	32	34	35	37

Your Number **ONE** Shipping Partner

- Connecting the East and the West



Ocean Network Express Pte. Ltd.
7 Straits View, #16-01 Marina One East Tower, Singapore 018936
www.one-line.com